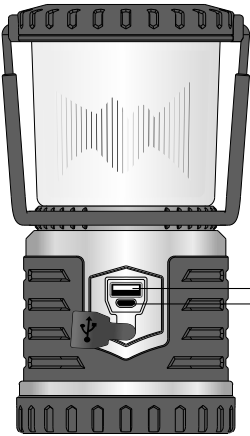




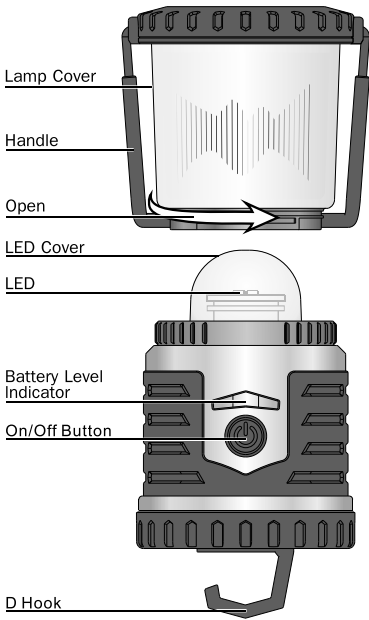
LED CAMPING LANTERN

CE
ROHS
IPX6



Input: 5V/1A
Micro 5P USB Port
for Recharging
Output: 5V/1A
USB Charging Port for
Mobile Power Bank

-1-



-2-

Operation

Toggle between white and red light:
Hold On/Off Button for 3 seconds.



White light mode:
Press once to switch to next mode
High-Medium-Low-SOS-OFF

Red light mode:
Press once to switch to next mode
High-Flashing-OFF

The light does not switch off if held for three
seconds, it switches to the other color light.

-3-

Specifications

Working Voltage
DC 3.7V
Battery
3.7V 6000mAh Li-ion Battery
LED
White LED: CREE XB-D *2
Red LED: Dia-5mm LED

Size
106*94*185mm
Weight
569g(w/battery)

ANSI FL1

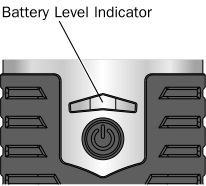
	DISTANCE				RED LIGHT	
	High	Medium	Low	SOS	High	Flashing
Output	400 Lumen	162 lumen	40 lumen	N/A	1 lumen	N/A
distance	26m	16m	7m	N/A	N/A	N/A
Intensity	169cd	60cd	12cd	N/A	N/A	N/A
Runtime	24h	75h	400h	300h	400h	N/A
Drop Test					1.5m	
Waterproof					✓	

-4-

Battery Level Indicator

Indicator	Green	Green Flash	Red	Red Flash
Battery power level	75%-100%	40%-75%	10%-40%	≤10%

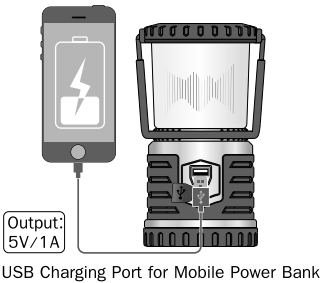
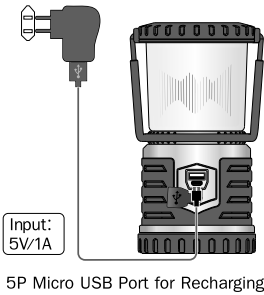
Battery level indicator shines Red when charging.
When fully charged indicator will shine Green.
Light will not operate while battery is charging.



Your Blazin' Bolt is designed with intelligent IC protection functions.
When the battery is low the Bolt will shut off automatically to protect
against over discharging.


-5-

Charging Instructions



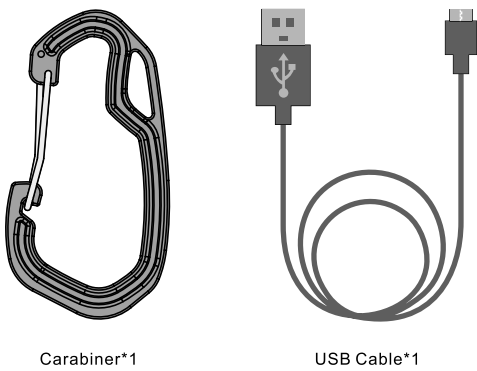
-6-

Styles



-7-

Accessories



Warning!

- 1.Keep the cover & housing away from any sharp objects.
- 2.Store your Bolt in a dry environment.
- 3.Remove battery when storing for extended periods.

-8-